


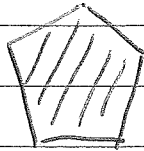
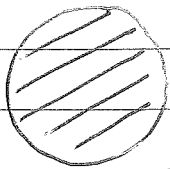
2020 D

Week 2 (Jan 19)


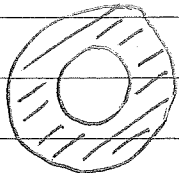
- Double Integral over regions
- Fubini's theorem for regions.

A region is the set bounded by one or several curves

Examples:



bdd by a single curve



bdd by more than one curves

Let  $f$  be a function defined in a region  $D$  (a region is also called a domain), we extend  $f$  to be a function in  $\mathbb{R}^2$  by setting

$$\tilde{f}(x,y) = \begin{cases} f(x,y), & (x,y) \in D \\ 0, & (x,y) \notin D \end{cases}$$

Define

$$\iint_D f dA = \iint_R \tilde{f} dA, \text{ where}$$

$R$  is any rectangle containing  $D$ . As  $\tilde{f} = 0$  outside  $D$ , clearly

$$\iint_R \tilde{f} dA = \iint_{R_1} \tilde{f} dA$$

when  $R_1$  is another rectangle containing  $D$ , so our definition is well-defined.

A remark: when  $f$  is continuous in  $D$ ,  $\tilde{f}$  may not be continuous in  $R$  since discontinuity may occur at the boundary of  $D$ .

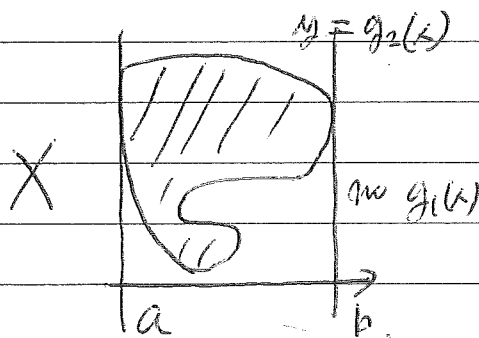

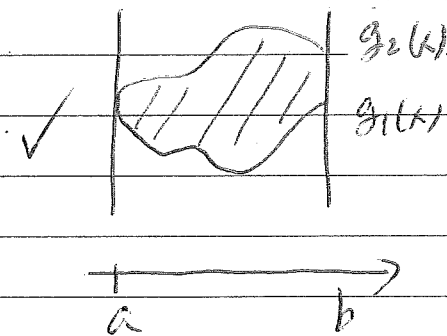
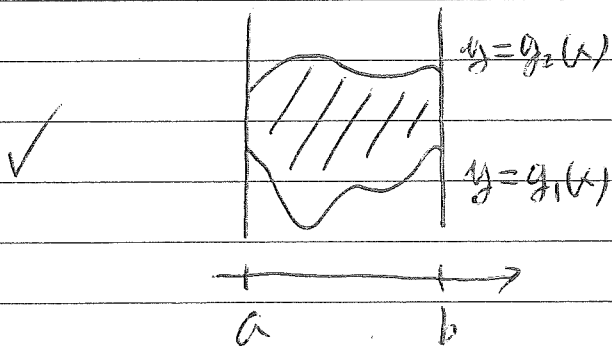
However, we point out that it is still piecewise continuous and Fubini's theorem can be applied to  $\tilde{f}$  over  $R$ .

### • Fubini's Theorem for Regions

In practice, we only need to consider special regions. Let's assume a region  $D$  can be described as

$$D = \{ (x, y) : g_1(x) \leq y \leq g_2(x), a \leq x \leq b \}$$

Type I Region
------------------



Theorem Let  $D$  be described in the above manner where  $g_1, g_2$  are continuous. Then

$$\iint_D f \, dA = \int_a^b \int_{g_1(x)}^{g_2(x)} f(x, y) \, dy \, dx$$

PF:  Choose  $R = [a, b] \times [c, d]$  to contain  $D$ .

then

$$\iint_D f \, dA = \iint_R \tilde{f} \, dA$$

$$= \int_a^b \int_c^d \tilde{f}(x, y) \, dy \, dx \quad (\text{Fubini's})$$

$$\text{For } x \in [a, b], \int_c^d \tilde{f}(x, y) \, dy = \int_{g_1(x)}^{g_2(x)} \tilde{f}(x, y) \, dy + \int_{g_1(x)}^{g_2(x)} \tilde{f}(x, y) \, dy + \int_{g_1(x)}^{g_2(x)} \tilde{f}(x, y) \, dy$$

$$= \int_{g_1(x)}^{g_2(x)} \tilde{f}(x, y) \, dy \quad (\because \tilde{f} = 0 \text{ outside } D)$$

$$= \int_{g_1(x)}^{g_2(x)} f(x, y) \, dy \quad (\because \tilde{f} = f \text{ inside } D)$$

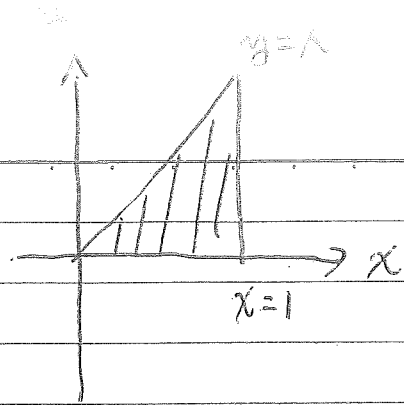
$$\therefore \int_a^b \int_c^d \tilde{f}(x, y) \, dy \, dx = \int_a^b \int_{g_1(x)}^{g_2(x)} f(x, y) \, dy \, dx, \text{ DONE } \neq$$

**e.g. 1** Find the volume of the prism whose base is the triangle = the  $xy$ -plane bounded by the  $x$ -axis, the line  $y=x$  and  $x=1$ , and whose top lid = the plane  $z = 3 \cdot x - y$ .

The triangle  $D$  is described by

$$0 \leq y \leq x$$

$$0 \leq x \leq 1$$



The volume of the prism is

$$\iint_D (3-x-y) dA = \int_0^1 \int_0^x (3-x-y) dy dx \quad (\text{Fubini's})$$

$$= \int_0^1 \left( 3y - xy - \frac{y^2}{2} \right) \Big|_{y=0}^{y=x} dx$$

$$= \int_0^1 \left( 3x - x^2 - \frac{x^2}{2} \right) dx$$

$$= \left( \frac{3}{2}x^2 - \frac{x^3}{3} - \frac{x^3}{6} \right) \Big|_0^1$$

$$= 1. \#$$

x                      x                      x                      x                      x

When  $x$  and  $y$  are exchanged, the region becomes

$$D = \{ (x, y) : h_1(y) \leq x \leq h_2(y), c \leq y \leq d \}, \quad \begin{array}{|l} \text{Type} \\ \text{II} \\ \text{region} \end{array}$$

and Fubini's theorem becomes

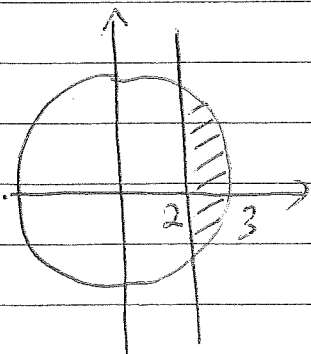
$$\iint_D f dA = \int_c^d \int_{h_1(y)}^{h_2(y)} f(x, y) dx dy.$$

Ex. 1 (cont'd) the triangle can be described in the second case:  $y \leq x \leq 1, 0 \leq y \leq 1$ , so

$$\begin{aligned}
\iint_D (3-x-y) dA &= \int_0^1 \int_y^1 (3-x-y) dx dy \\
&= \int_0^1 \left( 3x - \frac{x^2}{2} - yx \right) \Big|_{x=y}^{x=1} dy \\
&= \int_0^1 \left( 3 - \frac{1}{2} - y - 3y + \frac{y^2}{2} + y^2 \right) dy \\
&= \int_0^1 \left( \frac{5}{2} - 4y + \frac{3}{2}y^2 \right) dy \\
&= \left( \frac{5}{2}y - 2y^2 + \frac{1}{2}y^3 \right) \Big|_0^1 \\
&= \frac{5}{2} - 2 + \frac{1}{2} \\
&= 1, \text{ same as before.}
\end{aligned}$$

e.g. 2. Express  $\iint_D f dA$  in  $dy dx$  and  $dx dy$ , where

$D$  is the region bounded by  $x^2 + y^2 = 9$  and  $x = 2$ .



$x^2 + y^2 = 9$ ,  $x = 2$  intersect at  $y^2 + 4 = 9$ ,  $y = \pm\sqrt{5}$   
 so, pts of intersection are  $(2, \sqrt{5})$ ,  $(2, -\sqrt{5})$ .

$D$  described as

$$-\sqrt{9-x^2} \leq y \leq \sqrt{9-x^2}, \quad 2 \leq x \leq 3$$

or  $2 \leq x \leq \sqrt{9-y^2}, \quad -\sqrt{5} \leq y \leq \sqrt{5}$

so  $\iint_D f dA = \int_2^3 \int_{-\sqrt{9-x^2}}^{\sqrt{9-x^2}} f(x, y) dy dx$

$$= \int_{-\sqrt{5}}^{\sqrt{5}} \int_0^{\sqrt{9-y^2}} f(x,y) dx dy \quad \text{Looks very different!}$$

Sometimes, the order of integration matters.

**[e.g. 3]** Evaluate  $\iint_D \frac{\sin x}{x} dA$  when  $D$  is the triangle bounded by

$y=x$ ,  $x=1$ , and the  $x$ -axis.

$$\iint_D \frac{\sin x}{x} dA = \int_0^1 \int_0^x \frac{\sin x}{x} dy dx$$

$$= \int_0^1 \left. \frac{\sin x}{x} y \right|_{y=0}^{y=x} dx$$

$$= \int_0^1 \sin x dx$$

GOOD.

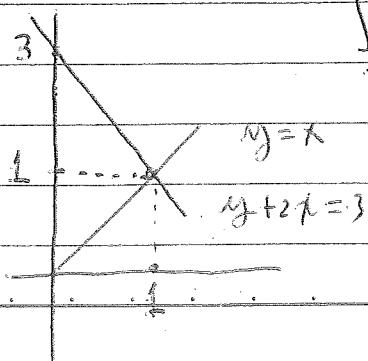
$$= -\cos 1 + 1 \quad \#$$

$$\iint_D \frac{\sin x}{x} dA = \int_0^1 \int_y^1 \frac{\sin x}{x} dx dy = ?? \quad \text{NO WAY}$$

Sometimes,  $dy dx$  and  $dx dy$  have preference.

**[e.g. 4]** Let  $T$  be the triangle formed by  $y=x$ ,  $y+2x=3$  and the  $y$ -axis. Express

$\iint_T f dA$  in  $dy dx$  and  $dx dy$  respectively.



As a type I-region,  $T$  is

$$0 \leq x \leq 1$$

$$x \leq y \leq 3-2x$$

$$\iint_T f \, dA = \int_0^1 \int_x^{3-2x} f(x, y) \, dy \, dx$$

As a Type II-region,  $T$  is

$$0 \leq y \leq 3$$

$$0 \leq x \leq h_2(y), \text{ where}$$

$$h_2(y) = \begin{cases} y & 0 \leq y \leq 1 \\ \frac{1}{2}(3-y) & 1 \leq y \leq 3 \end{cases}$$

Hence

$$\iint_T f \, dA = \int_0^3 \int_0^{h_2(y)} f(x, y) \, dx \, dy$$

$$= \int_0^1 \int_0^y f(x, y) \, dx \, dy + \int_1^3 \int_0^{\frac{1}{2}(3-y)} f(x, y) \, dx \, dy$$

$$= \int_0^1 \int_0^y f(x, y) \, dx \, dy + \int_1^3 \int_0^{\frac{1}{2}(3-y)} f(x, y) \, dx \, dy$$

The  $dy \, dx$  approach is simpler than the  $dx \, dy$  approach.

**e.g. 5** Express  $\int_0^2 \int_{x^2}^{2x} (4x+2) \, dy \, dx$  in  $dx \, dy$ .

We need to recover the region first. Indeed, it is

$$0 \leq x \leq 2$$

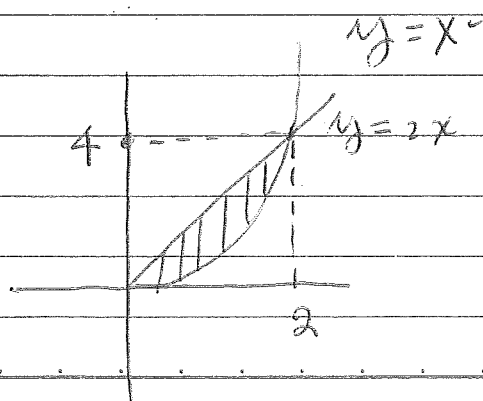
$$x^2 \leq y \leq 2x$$

Sketch the region:

point of intersection

Solve  $\begin{cases} y = x^2 \\ y = 2x \end{cases}$  to get  $x=2, y=4$

$\begin{cases} y = 2x \\ y = x^2 \end{cases}$  or  $x=0, y=0$



An a Type II-region,

$$0 \leq y \leq 4$$

$$\frac{y}{2} \leq x \leq \sqrt{y}$$

$$\int_0^4 \int_{\frac{y}{2}}^{\sqrt{y}} (4x+2) dx dy = \int_0^4 \int_{\frac{y}{2}}^{\sqrt{y}} (4x+2) dx dy. \quad \#$$

eg 6

Find the volume of the wedgelike solid that lies beneath  $z = 16 - x^2 - y^2$  and above  $R: y = 2\sqrt{x}, y = 4x - 2$ , and the  $x$ -axis.

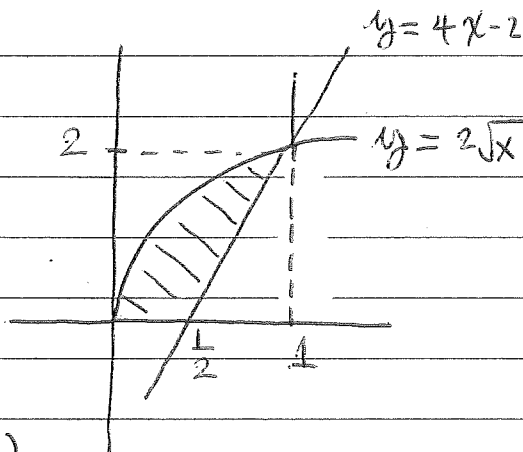
First, sketch the region =

points of intersection:

$$\begin{cases} y = 4x - 2 \\ y = 2\sqrt{x} \end{cases}$$

$$\Rightarrow y = 2 \text{ or } -1$$

they are  $(1, 2)$  and  $(\frac{1}{4}, -1)$ .



$R$  is not of Type I, but of Type II:

$$0 \leq y \leq 2$$

$$\frac{y^2}{4} \leq x \leq \frac{1}{4}(y+2)$$

i. The volume

$$= \iint_R (16 - x^2 - y^2) dA$$

$$= \int_0^2 \int_{\frac{y^2}{4}}^{\frac{1}{4}(y+2)} (16 - x^2 - y^2) dx dy$$

$$= \dots = \frac{20803}{1680} \approx 12.4 \text{ (see Text)}$$



- Some theoretical aspects.

Fubini's theorem Let  $f$  be a piecewise continuous function in a rectangle  $R$ , then

$$\begin{aligned} \iint_R f \, dA &= \int_a^b \int_c^d f(x, y) \, dy \, dx \\ &= \int_c^d \int_a^b f(x, y) \, dx \, dy. \end{aligned}$$

$$\begin{aligned} \iint_R f \, dA &\approx \sum_{j \in R} f(p_{j,R}) \Delta x_j \Delta y_R \\ &= \sum_j \left( \sum_R f(p_{j,R}) \Delta y_R \right) \Delta x_j \end{aligned}$$

Choose  $p_{j,R} = (z_j, w_R) \in R_{j,R}$  as tag points where  $z_j \in [x_{j-1}, x_j]$ ,  $w_R \in [y_{R-1}, y_R]$ ,

$$= \sum_j \left( \sum_R f(z_j, w_R) \Delta y_R \right) \Delta x_j.$$

For fixed  $z_j$ ,

$$\sum_R f(z_j, w_R) \Delta y_R \approx \int_c^d f(z_j, y) \, dy.$$

So, we set

$$H(x) = \int_c^d f(x, y) \, dy,$$

$$\begin{aligned} \sum_j \sum_R f(z_j, w_R) \Delta y_R \Delta x_j &\approx \sum_j H(z_j) \Delta x_j \\ &\approx \int_a^b H(x) \, dx \end{aligned}$$

$$= \int_a^b \int_c^d f(x, y) dy dx,$$

this is the idea behind the proof of Fubini's theorem.

### Basic Property I

$$\sim \iint_D (\alpha f + \beta g) dA = \alpha \iint_D f dA + \beta \iint_D g dA,$$

$$\sim \iint_D f dA \geq 0 \text{ when } f \geq 0 \text{ on } D.$$

Both are clear for Riemann sums, then pass to limit.

### Basic Property II (next week)